

YCOO™

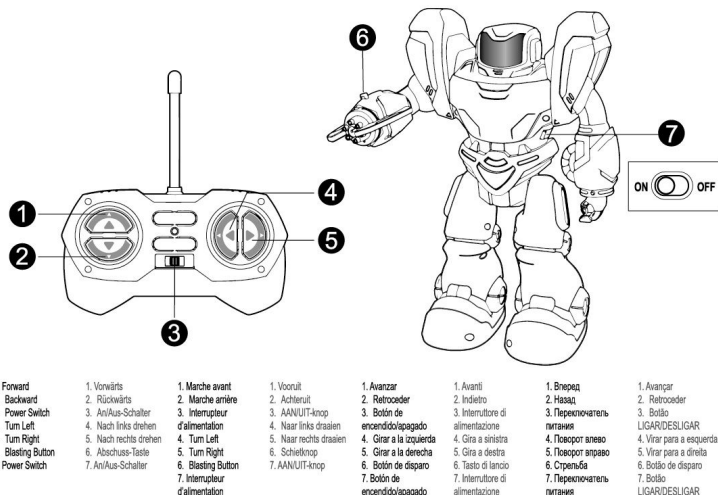
ROBO BLAST ONE

RC Robot with One blast!

Silverlit® Silverlit SAS, 80 rue Barthelemy Danjou, 92100 Boulogne-Billancourt / France.
©2024 Silverlit. All rights reserved.

3. Parts Identification

Gerätebeschreibung • Éléments d'identification • Beschrijving apparaat • Identificación de las partes • Identificazione delle parti • Обозначение деталей • Identificação das peças



ENGLISH
For ages 5+

MFR No. SK17075



WARNING:

Not suitable for children under 36 months, Small Parts, Choking Hazard.

Safety Precautions:

Remove battery from the toy when not in use.
Do not pick up the toy when it is moving.
Keep hands, hair and loose clothing away from the moving parts when the toy is turned ON.
Warning: Changes or modifications to this unit not expressly approved by the party responsible for compliance could void the user's authority to operate the equipment.
Warning: Always operate the toy away from eyes or face.
The wires are not to be inserted into socket-outlets.

Cautions:

- Non-rechargeable batteries are not to be recharged.
- Rechargeable batteries are to be removed from the toy before being charged.
- Rechargeable batteries should be charged under adult supervision.
- Different types of batteries or new and used batteries are not to be mixed.
- Only batteries of the same or equivalent type as recommended are to be used.
- Batteries are to be inserted with correct polarity (+ and -).
- Exhausted batteries are to be removed from the toy.
- The supply terminals are not to be short-circuited.
- Do not mix old and new batteries.
- Do not mix alkaline batteries, standard batteries (carbon-zinc) and rechargeable batteries (nickel-cadmium).

Note:

- Parental guidance is recommended when installing or replacing batteries.
- You are advised to replace the battery as soon as the function becomes impaired.
- Instruction sheet and packaging must be retained since it contains important information.
- Users should keep strict accordance with the instruction manual while operating the product.
- Under the environment with electrostatic discharge, the sample may malfunction and require user to reset the sample.

Care and Maintenance:

- Always remove batteries from the toy when it is not being used for a long period of time.
- Wipe the toy gently with a clean damp cloth.
- Keep the toy away from direct sunlight and/or direct heat.
- Do not submerge the toy into water that can damage the electronic assemblies.

Battery requirement (Controller):

Power Supply : DC 4.5 V / 0.5W
Rating : DC 4.5 V / 7.2W
Batteries : 3 x 1.5 V "AAA"/LR03 / AM4 (not included)

Battery requirement (Robot):

Power Supply : DC 4.5 V / 7.2W
Rating : DC 4.5 V / 7.2W
Batteries : 3 x 1.5 V "AA"/LR6 / AM3 (not included)

Hereby, Silverlit Toys Manufacturing Ltd declares that the radio equipment SK17075 is in compliance with Directive 2014/53/EU. The full text of the EU declaration of conformity is available at the following internet address: www.silverlit.com/certificate

FCC Statements

This device complies with part 15 of the FCC rules. Operation is subject to the following two conditions:
1) This device may not cause harmful interference, and
2) This device must accept any interference received, including interference that may cause undesired operation.

NOTE: This equipment has been tested and found to comply with the limits for a Class B digital device, pursuant to Part 15 of the FCC Rules. These limits are designed to provide reasonable protection against harmful interference in a residential installation. This equipment generates, uses and can radiate radio frequency energy and, if not installed and used in accordance with the instructions, may cause harmful interference to radio communications. However, there is no guarantee that interference will not occur in a particular installation. If this equipment does cause harmful interference to radio or television reception, which can be determined by turning the equipment off and on, the user is encouraged to try to correct the interference by one or more of the following measures:
- Reorient or relocate the receiving antenna.
- Increase the separation between the equipment and receiver.
- Connect the equipment into an outlet on a circuit different from that to which the receiver is connected.
- Consult the dealer or an experienced radio/TV technician for help.

Waste Electrical and Electronic Equipment (WEEE)

When this appliance is out of use, please remove all batteries and dispose of them separately. Bring electrical appliances to the local collecting points for waste electrical and electronic equipment. Other components can be disposed of in domestic refuse.

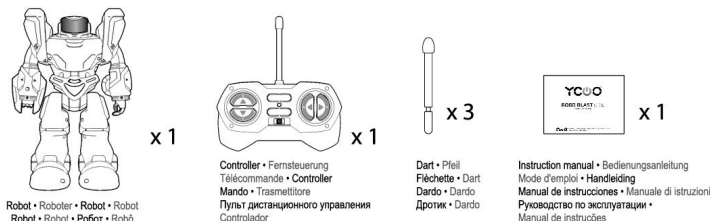
Warning!

Remove these batteries from the unit by pulling up on one end of each battery positive by hand.

DO NOT touch the positive or negative terminals using sharp or metal tools.

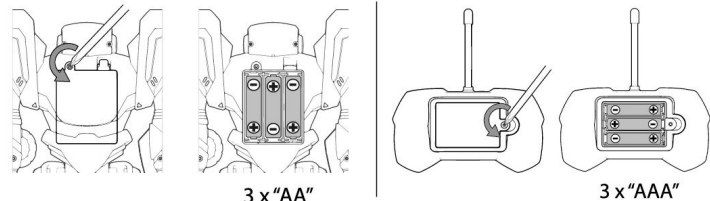
1. Delivery Content

Lieferumfang • Contenu de l'emballage • Inhoud van de verpakking • Lista de componentes • Contenuto della confezione • В комплект • Acessórios incluídos



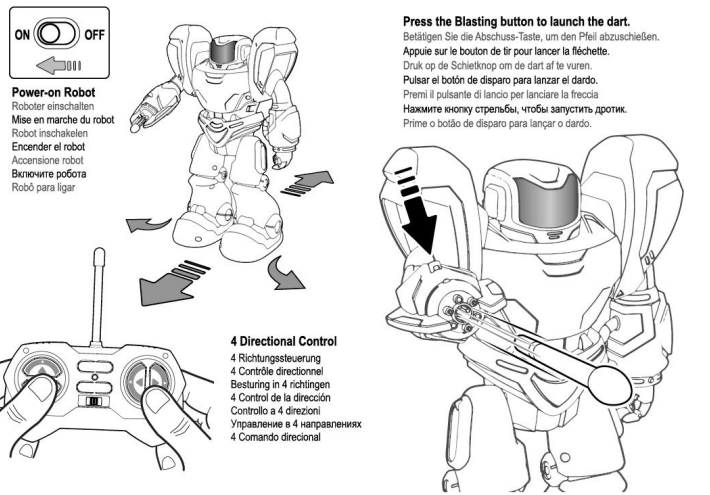
2. Battery Installation

Einlegen der Batterien • Installation des piles • Installatie van de batterijen • Instalación de las pilas • installazione delle batterie • Установка батареек • Instalação das pilhas



4. How to play

So wird gespielt • Comment jouer • Begin met spelen • Empezar el juego • Come giocare • Как играть • Como brincar



ENGLISH
For ages 5+

MFR No. SK17075



WARNING:

Not suitable for children under 36 months, Small Parts, Choking Hazard.

Safety Precautions:

Remove battery from the toy when not in use.
Do not pick up the toy when it is moving.
Keep hands, hair and loose clothing away from the moving parts when the toy is turned ON.
Warning: Changes or modifications to this unit not expressly approved by the party responsible for compliance could void the user's authority to operate the equipment.
Warning: Always operate the toy away from eyes or face.
The wires are not to be inserted into socket-outlets.

Cautions:

- Non-rechargeable batteries are not to be recharged.
- Rechargeable batteries are to be removed from the toy before being charged.
- Rechargeable batteries should be charged under adult supervision.
- Different types of batteries or new and used batteries are not to be mixed.
- Only batteries of the same or equivalent type as recommended are to be used.
- Batteries are to be inserted with correct polarity (+ and -).
- Exhausted batteries are to be removed from the toy.
- The supply terminals are not to be short-circuited.
- Do not mix old and new batteries.
- Do not mix alkaline batteries, standard batteries (carbon-zinc) and rechargeable batteries (nickel-cadmium).

Note:

- Parental guidance is recommended when installing or replacing batteries.
- You are advised to replace the battery as soon as the function becomes impaired.
- Instruction sheet and packaging must be retained since it contains important information.
- Users should keep strict accordance with the instruction manual while operating the product.
- Under the environment with electrostatic discharge, the sample may malfunction and require user to reset the sample.

Care and Maintenance:

- Always remove batteries from the toy when it is not being used for a long period of time.
- Wipe the toy gently with a clean damp cloth.
- Keep the toy away from direct sunlight and/or direct heat.
- Do not submerge the toy into water that can damage the electronic assemblies.

Battery requirement (Controller):

Power Supply : DC 4.5 V / 0.5W
Rating : DC 4.5 V / 7.2W
Batteries : 3 x 1.5 V "AAA"/LR03 / AM4 (not included)

Battery requirement (Robot):

Power Supply : DC 4.5 V / 7.2W
Rating : DC 4.5 V / 7.2W
Batteries : 3 x 1.5 V "AA"/LR6 / AM3 (not included)

DEUTSCH
Ab 5 Jahre

MFR No. SK17075



Achtung!

Nicht für Kinder unter 36 Monaten geeignet. Erstlingsgefahr wegen verschluckbarer Kleinteile.

Sicherheitshinweise:

Batterien aus dem Spielzeug entfernen, wenn es nicht benutzt wird.
Nimm das Spielzeug nicht hoch, wenn es sich bewegt.
Halte Hände, Haare und weiche Kleidung von den beweglichen Teilen fern, wenn das Spielzeug eingeschaltet ist.
ACHTUNG: Wenn vom Benutzer dieses Gerätes Bauveränderungen durchgeführt werden, die nicht ausdrücklich vom Aussteller der Betriebsanweisung zugelassen sind, kann die Betriebssicherheit für das Spielzeug gefährdet sein.
Achtung: Spielzeug immer von den Augen oder dem Gesicht weg steuern.
Die drahl sollten nicht in die steckte Konnektoreingänge stecken.

Hinweise zu Batterien:

- Nicht wiederaufladbare Batterien dürfen nicht geladen werden.
- Aufladbare Batterien müssen vor dem Laden aus dem Produkt entnommen werden.
- Wiederaufladbare Batterien sollten unter Aufsicht eines Erwachsenen aufgeladen werden.
- Verwende niemals ungültige Batterietypen oder neue und gebrauchte Batterien zusammen.
- Es dürfen nur die empfohlenen Batterien oder die eines gleichwertigen Typs verwendet werden.
- Lege Batterien mit der richtigen Polarität (+, - und -) ein.
- Leere Batterien müssen aus dem Produkt entfernt werden.
- Die Anschlussklemmen dürfen nicht kurzgeschlossen werden.
- Keine neuen und alten Batterien mischen.
- Nie Alkalin-, Standard- (Karbon-Zink) oder wiederaufladbare (Nickel-Kadmium) Batterien miteinander mischen.

Batterieanforderungen für das (Fernsteuerung):

Stromversorgung : DC 4.5 V / 0.5W
Leistungswerte : DC 4.5 V / 7.2W
Batterien : 3 x 1.5 V "AAA"/LR03 / AM4 (nicht mitgeliefert)

Batterieanforderungen für das (Robot):

Stromversorgung : DC 4.5 V / 7.2W
Leistungswerte : DC 4.5 V / 7.2W
Batterien : 3 x 1.5 V "AA"/LR6 / AM3 (nicht mitgeliefert)

Silverlit Toys Manufacturing Ltd erklärt hiermit, dass der Funkgerättyp SK17075 die Richtlinie 2014/53/EU erfüllt. Der vollständige Wortlaut der EU-Konformitätsklärung steht unter folgender Internet-Adresse zur Verfügung: www.silverlit.com/certificate

Hinweise:

- Das Einlegen oder Auswechseln der Batterien sollte unter Anleitung eines Erwachsenen stattfinden.
- Es ist ratsam, die Batterie zu ersetzen, sobald das Spielzeug nicht mehr einwandfrei funktioniert.
- Anleitung und Verpackung müssen aufbewahrt werden, da sie wichtige Informationen enthalten.
- Benutzer sollten sich strikt an die Bedienungsanleitung beim Betrieb des Produktes halten.
- In einer Umgebung mit elektrostatischen Entladungen wird das Muster möglicherweise nicht einwandfrei funktionieren. Der Benutzer muss das Muster in diesem Fall zurücksetzen.

Pflege und Wartung:

- Immer die Batterien aus dem Produkt entfernen, wenn es für längere Zeit nicht benutzt wird.
- Das Produkt vorsichtig mit einem sauberen Tuch abwischen.
- Das Produkt von direkter Hitze fernhalten.
- Das Produkt nicht in Wasser tauchen, da dies die elektronischen Bauteile beschädigen kann.

WEEE-Richtlinie über Elektro- und Elektronik-Altgeräte
Elektroschrotgesetz
Nach Gebrauchende eine Bitte: Entnimme alle Batterien und entsorge sie separat. Gib alle elektrisch betriebene Geräte bei den Sammelstellen der Gemeinden für Elektroschrott ab. Die übrigen Teile gehören in den Hausmüll. Danke für Deine Mühe!

Achtung!

Die Batterien aus dem Gerät herausnehmen. Hierzu ein Ende jeder Batterie mit der Hand nach oben ziehen.

Batterien NICHT mithilfe scharfer oder metallischer Hilfsmittel herausnehmen.